



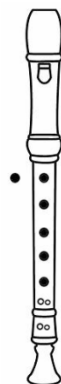


Yellow Belt



E

E



E








Recorder Fingering:

T* - L1,2,3 - R1,2

(*T = Thumb) (L = Left Hand) (R = Right Hand)




How to get your yellow belt

- 
- 
1. Using the Yellow Belt Notes powerpoint, instantly recognise the notes B A G E and calling them out quickly.
 2. Play the notes **B A G E** clearly. This means making sure the holes are properly covered.
 3. You must have practised all the Yellow Belt pieces at home.
 4. Perform '**Skateboard Ride**'.
- 
- 
- 
- 
- 






Elephant




BANG!



F **A** C E



Every **Good** Boy Deserves Football



Every Good Boy Deserves Football



Skateboard Ride

Two staves of musical notation in 2/4 time. The first staff contains the first eight measures, and the second staff contains the final four measures. The melody consists of eighth and quarter notes. Vertical accents (v) are placed above the notes in measures 3, 5, 7, 9, and 11.

A single treble clef staff with a whole note on the second line (F4).

BANG!

A single treble clef staff with a whole note on the second line (F4).

F **A** C E

A single treble clef staff with a whole note on the second line (F4).

Every **Good** Boy Deserves Football

A single treble clef staff with a whole note on the second line (F4).

Every Good Boy Deserves Football

Spanish Dance

Musical notation for 'Spanish Dance' in 4/4 time, consisting of two staves. The first staff includes four colorful insect icons (beetle, spider, dragonfly, dragonfly) under the first four measures. Both staves feature a melody with accents and a final double bar line.

BANG!

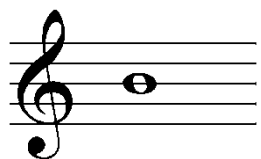


F **A** C E

Every **Good** Boy Deserves Football

Every Good Boy Deserves Football



Baggage



BANG!



F **A** C E



Every **Good** Boy Deserves Football



Every Good Boy Deserves Football